

Compact LAN2GPRS Router

Connect Ethernet Networks to GPRS/EDGE Cellular Internet

RouteD230

The RouteD230 is a compact and cost-effective solution for easily connecting machines or computers on a LAN network to Internet/Intranet through GPRS network.

This plug-and-play LAN to GPRS router shares the wireless Internet access for several computers or LAN devices. It can be used as the main Internet link when wired Internet is not possible or as a backup for improving network availability for critical applications.

The RouteD230 can be configured for maintaining a permanent GPRS connection to allow servers and listening applications hosted on the LAN to be reached through the GPRS link. Reducing the traffic and the associated cost is achieved with an event-triggered strategy for GPRS attachment.

Embedded Network Address and Port Translation (NAPT) shares the GPRS IP link to all the members of the local network.

Link Sharing

GPRS connectivity prevents from expensive wired Internet set-up. The cost per equipment remains low as the GPRS resource is shared between all the devices.

Cost Savings

The integrated SIMCard holder and SMA antenna connector allows the embedded class10 GPRS modem to attach to the network to get an IP address.

GPRS Connection




LAN 10/100 BaseT

The RJ45 interface allows connection to the LAN or to an Ethernet device. The embedded DHCP server can assign IP addresses on the network.



Plug&Play

The internal secured web server offers an intuitive configuration interface for both local and remote configuration changes.



Robust Casing

The aluminium casing copes with high availability network requirements and can be wall mounted. An optional Din-rail casing is also available.

RouteD230

▶ Hardware

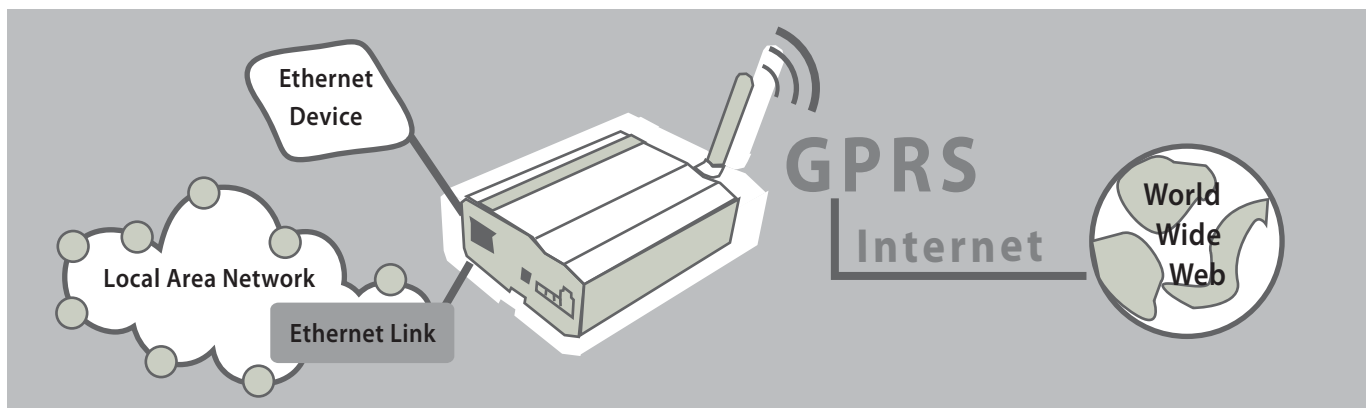
- > Blackfin 536 16-32 bit DSP from Analog Devices
- > 128 Mbit Flash Memory
- > 32 Mbytes RAM
- > DB9 serial port for local configuration and troubleshooting
- > Power Supply 6-30 V, Secured Microfit connector
- > LEDs status / SD Card memory slot
- > Dimensions [w] 72 [d] 97 [h] 33 mm
- > Operating Environment: -30°C to +70°C

▶ LAN/Wired

- > 10/100 Base T network support
- > Auto-MDX RJ45 interface
- > DHCP or fixed IP address
- > DHCP server
- > NATP : Network Address and Port Translation for GPRS Internet-sharing
- > Dynamic DNS client
- > Port forwarding, firewall
- > Configuration through HTTPS

▶ GPRS/Wireless

- > Class10 GSM/GPRS modem
- > Quad-Band GSM, EDGE upgrade optional
- > Maximum speed GPRS: 85.6kbps downlink / 42.8kbps uplink
- > GPRS attachment permanent monitoring for enhanced availability of listening servers hosted on the LAN
- > SMA antenna connector / External SIM card holder



▶ LAN Interface



▶ GPRS Interface




▶ DIN Rail Casing



Optional

▶ Markets

- > Machine-to-Machine M2M
- > Monitoring and Surveillance
- > Telemetry, Remote Management
- > DSL/Cable Infrastructure Backup
- > LAN/GPRS converter
- > Mobile construction site
- > New Premises without wired lines
- > GPRS HotSpots



More than 2 Million Products in the Field